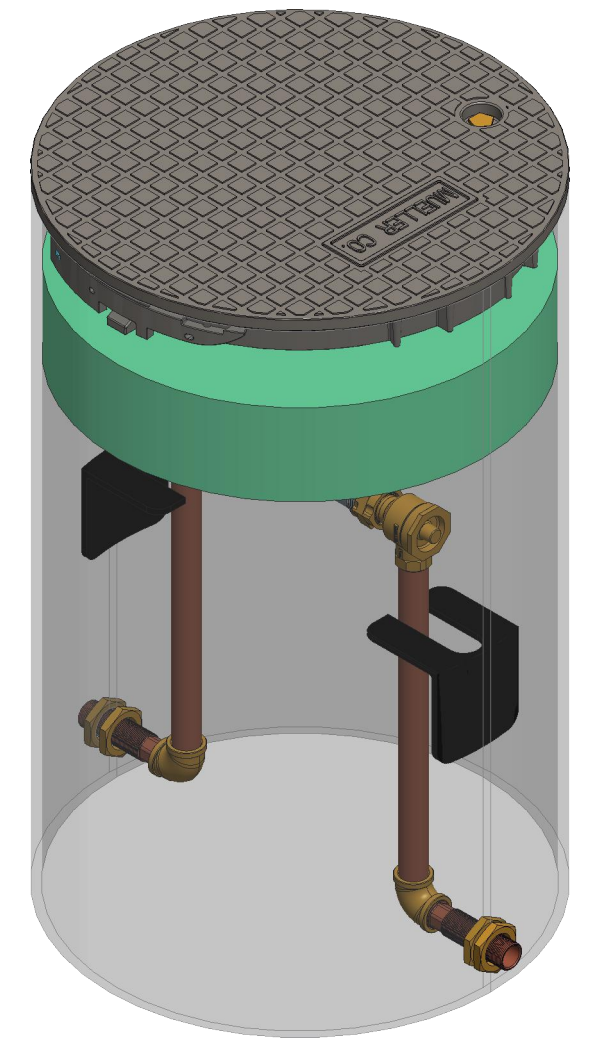

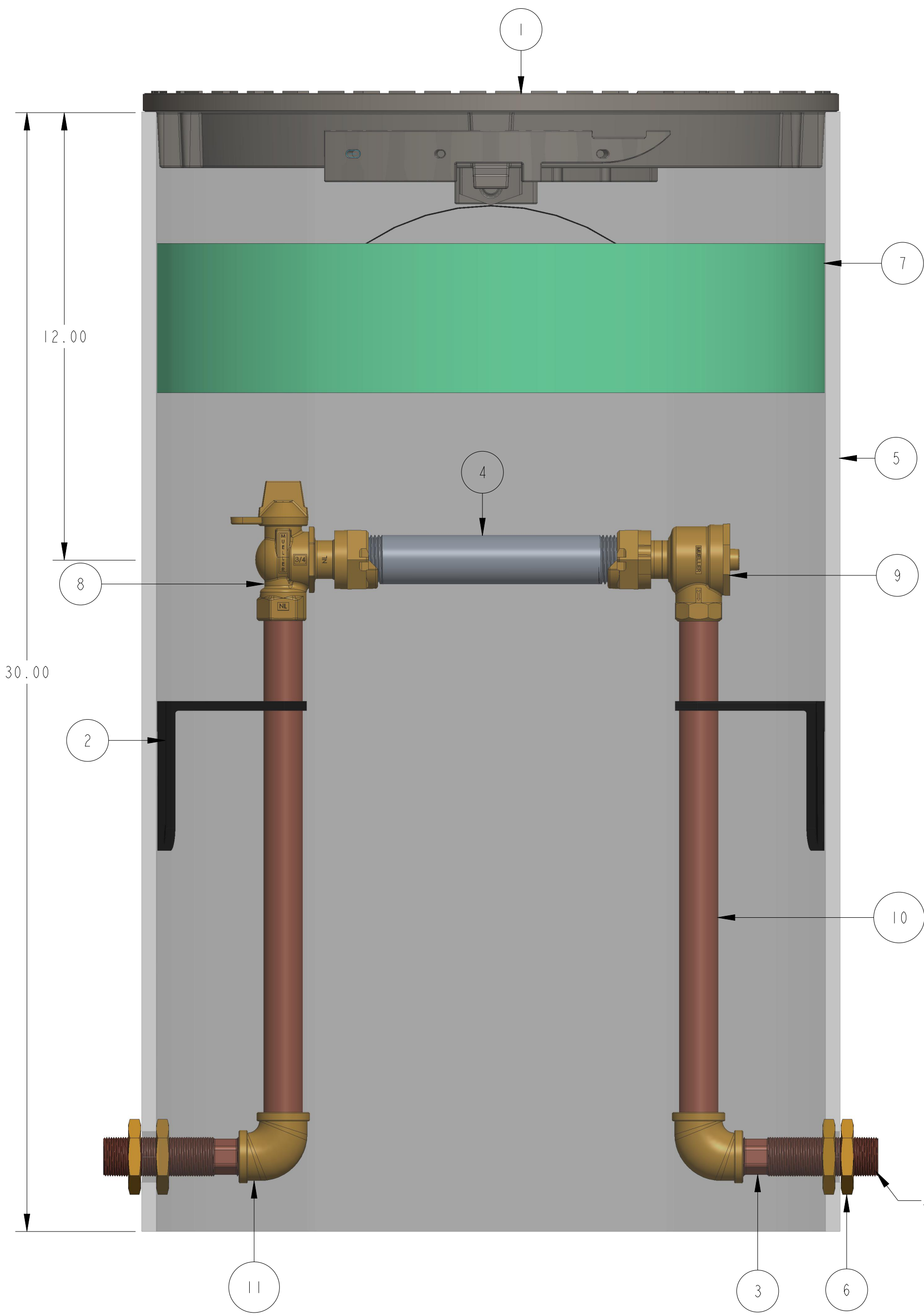


ITEM NO	PART NUMBER	QTY	DESCRIPTION	MATERIAL
1	311955	1	18" DIA SIDE LOCKING COMPOSITE LID (SOLD SEPARATELY)	COMPOSITE MATERIAL
2	547400	2	1" SUPPORT BRACKET	BLACK PLASTIC ABS
3	700131	2	3/4" NIPPLE WITH WRENCH FLATS	RED BRASS ASTM B43 ALLOY C23000 O61 TEMPER ANNEALED
4	700220	1	5/8" X 3/4" METER JUMPER	SCH 80 PVC PIPE
5	780019-1830	1	SHELL SUB ASSEMBLY	SDR-51 PVC PIPE ASTM D2241 GRADE 1120
6	790010	4	1" HEX NUT	ASTM B16 ALLOY C36000
7	790153	1	18" INSULATION PAD (SOLD SEPARATELY)	ETHAFOAM 220 WHITE OR POLYLAM 1.7 DENSITY WHITE
8	215B2426551N	1	5/8" X 3/4" FULL PORT BALL VALVE	LEAD FREE BRASS ALLOY ASTM B584 C89833/C87850
9	215H14244	1	5/8" X3/4" DUAL CHECK VALVE	LEAD FREE BRASS ALLOY ASTM B584 C89833/C87850
10	250PP1500	2	3/4" PIPE PART	ASTM B43 BRASS ALLOY C23000 O61 TEMPER
11	790026E	2	3/4" FNPT THREADED ELBOW	LEAD FREE BRASS ASTM B584 C89833



3/4" MNPT THREADS INLET AND OUTLET

OPTION CODE 237:
*CENTERLINE IS 12" FROM TOP OF PIT

REVISIONS					
REV	ECR	DESCRIPTION	DRAWN BY	DATE	APPROVED
A		DRAWING CREATED	AOS	4/12/24	

TITLE TO AND OWNERSHIP OF THIS ENGINEERING DATA REMAINS IN Mueller Co. ABSENT ON THE PART OF THE RECIPIENT TO THESE CONDITIONS IS PRESUMED.

INTERPRET THIS DRAWING IN ACCORDANCE WITH ASME Y14.5 2018		NAME	DATE	THIRD ANGLE PROJECTION	
UNLESS OTHERWISE SPECIFIED DIMENSIONS ARE IN INCHES. MACHINING TOLERANCES:		DRAWN BY	AOS	Apr-12-24	
X ±.1	±.015	D.E. APPR.			
.XX ±.005	±.005	M.E. APPR.			
ANGULAR CORNER BREAK FINISH	±1° .015/.025 125 μin. RA	Q.A. APPR.			TITLE:
DO NOT SCALE DRAWING					3/4" RIGID SINGLE METER PIT
MATERIAL:					18" DIA X 30" DEPTH
STK NUMBER:					LEAD FREE BRASS
REF.NO.		SIZE	DWG. NUMBER	REV	
SCALE: 0.091		C	250RS1830FBBS000237N	A	
WT:		SHEET		1 OF 1	