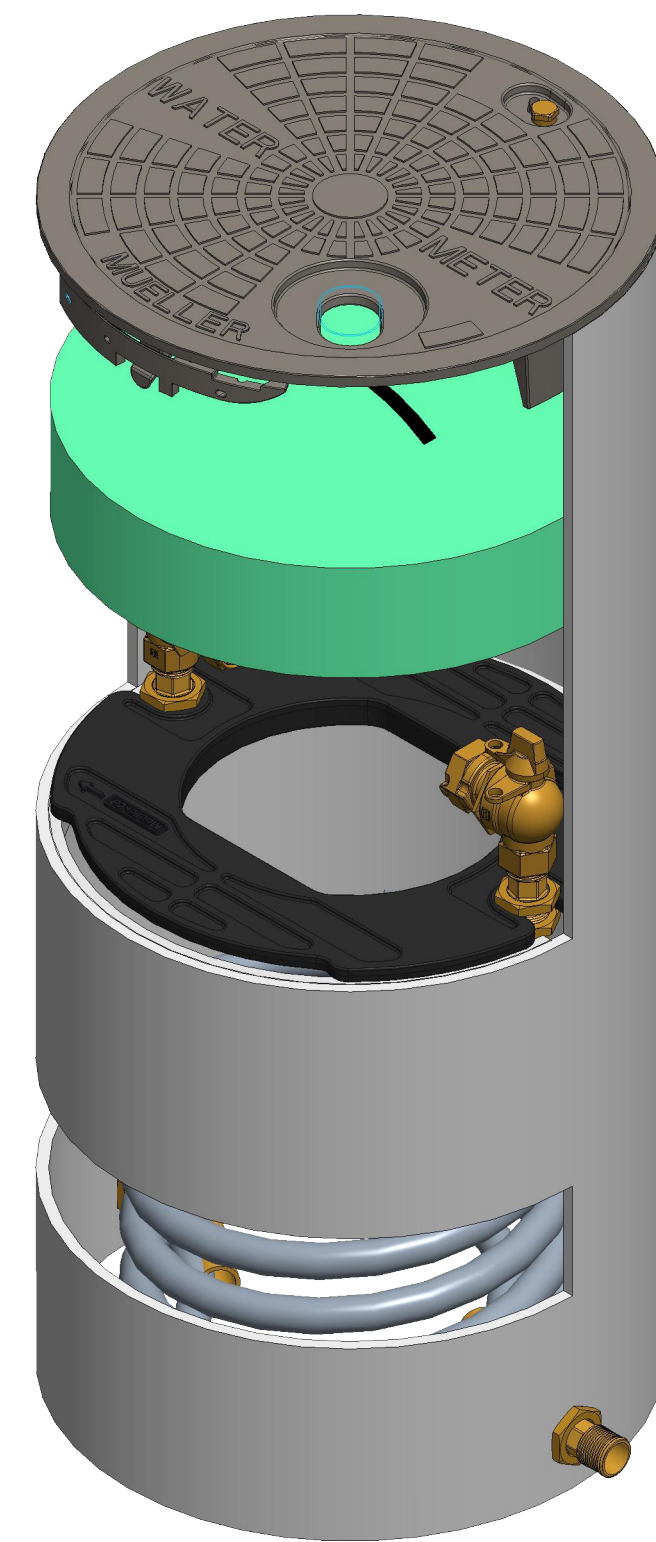
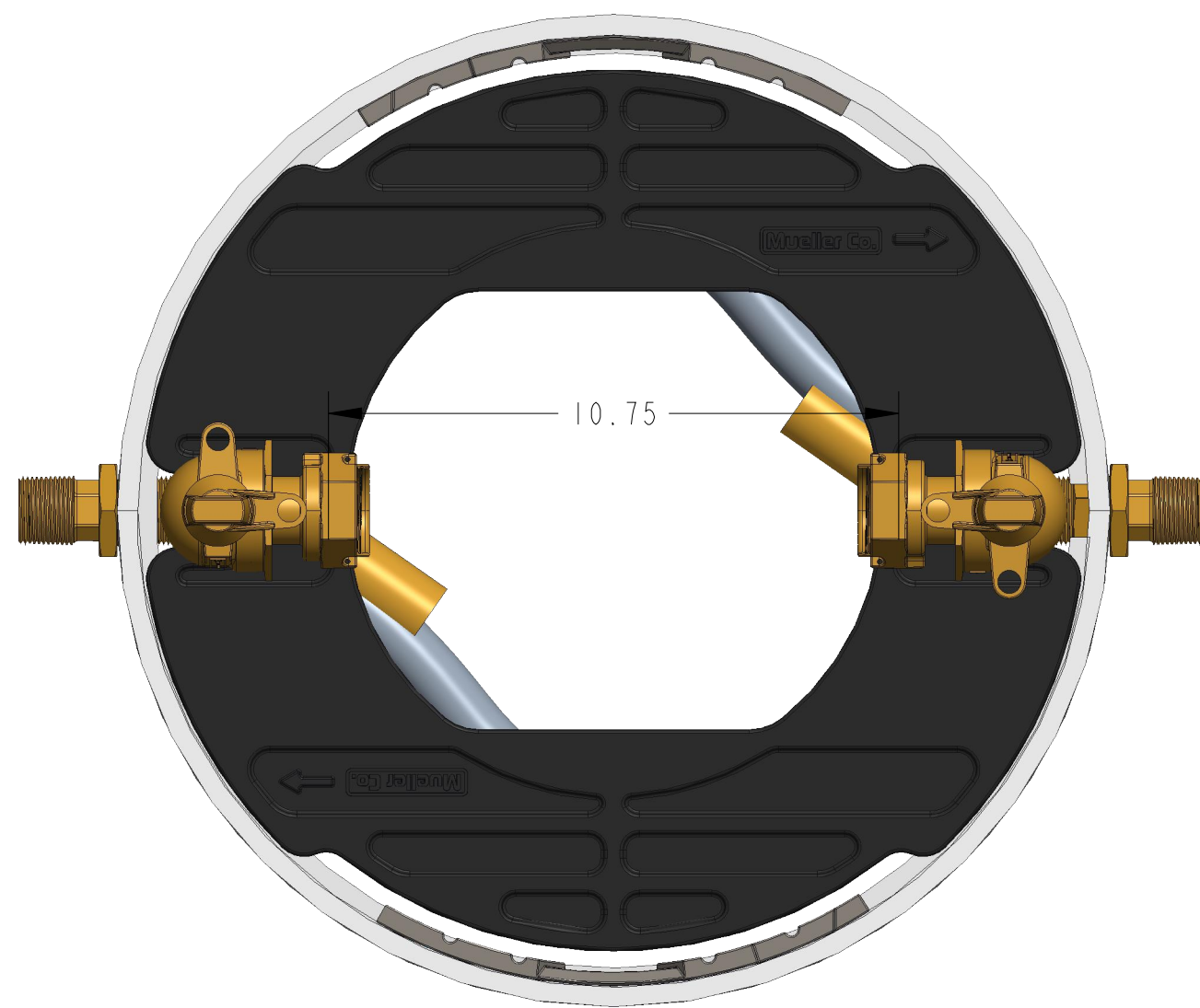
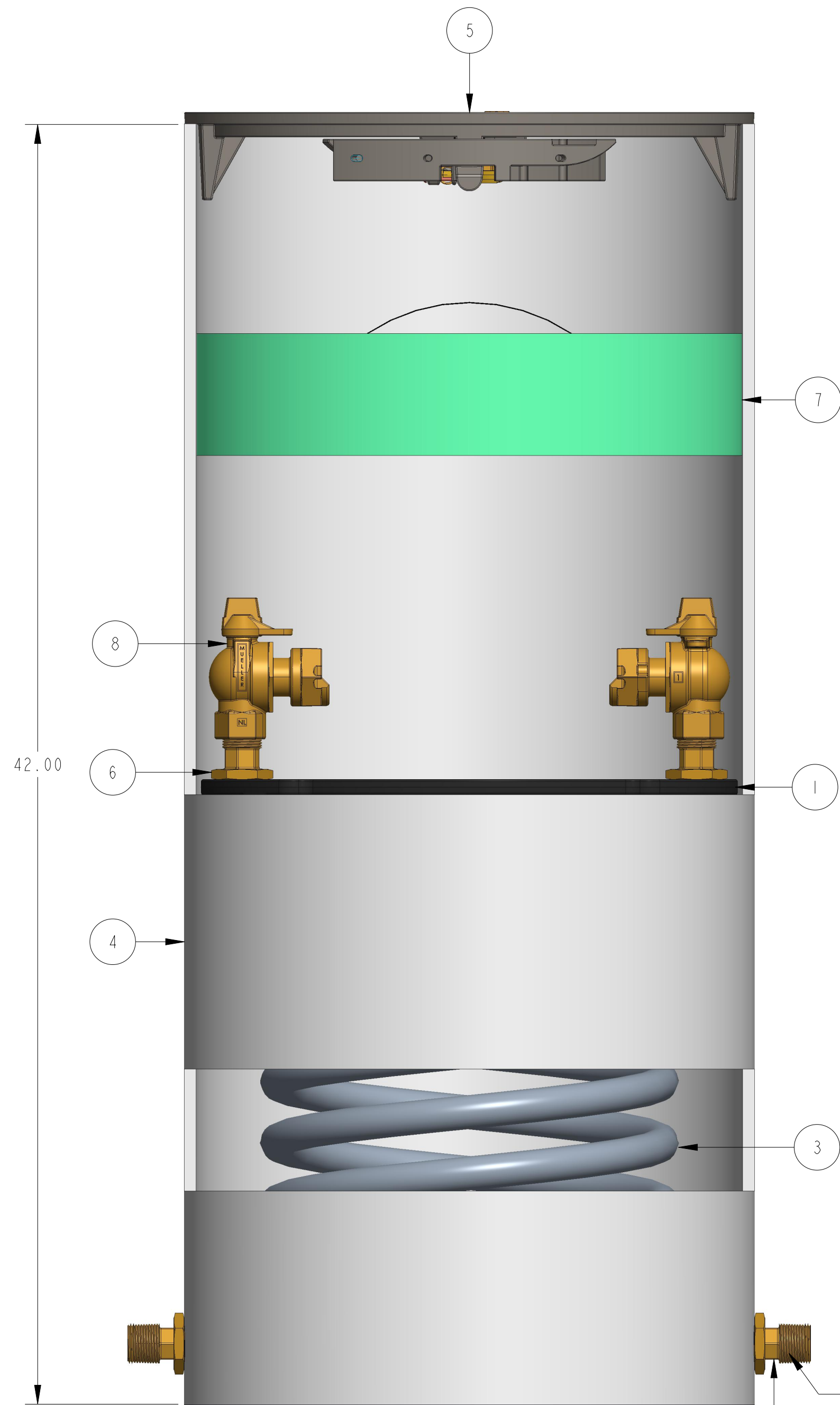


ITEM NO	PART NUMBER	QTY	DESCRIPTION	MATERIAL
1	311968	1	18-10 ABS PLATFORM	PLASTIC VIRGIN POLYLAC, PA747 ABS BLACK RESIN OR PROOFED EQUIVALENT RESIN
2	700014	4	1" HOSE CONNECTOR	RED BRASS ASTM B43 ALLOY C23000 O61 TEMPER ANNEALED
3	700046-1842	2	COIL PART	PB 2110 CL 250 SDR-9
4	780029-1842	1	SHELL SUB ASSEMBLY	SDR-51 PVC PIPE ASTM D2241 GRADE 1120
5	780113	1	18" DIA CAST IRON LID W/ RECESSED TR (SOLD SEPARATELY)	CAST IRON ASTM A125 CLASS B AND CAST BRONZE ASTM B584/B62 ALLOY C84400/C83600
6	790010	9	1" HEX NUT	ASTM B16 ALLOY C36000
7	790153	1	18" INSULATION PAD (SOLD SEPARATELY)	ETHAFOAM 220 WHITE OR POLYLAM 1.7 DENSITY WHITE
8	330B242653N	2	1" FULL PORT 360 BALL VALVE	LEAD FREE BRASS ALLOY ASTM B584 C89833/C87850



1" NPT THREADS INLET AND OUTLET

INTERPRET THIS DRAWING IN ACCORDANCE WITH ASME Y14.5 2018		NAME: AOS	DATE: May-24-24	THIRD ANGLE PROJECTION	
UNLESS OTHERWISE SPECIFIED DIMENSIONS ARE IN INCHES. MACHINING TOLERANCES:		D.E. APPR.	M.E. APPR.	Q.A. APPR.	
X ±.1	.XX ±.015	DO NOT SCALE DRAWING			TITLE: 1" COIL SINGLE METER PIT 18" DIA X 42" DEPTH LEAD FREE BRASS
.XXX ±.005	ANGULAR CORNER BREAK FINISH ±1° .015/.025 125 μin. RA	CRITICAL ( ) = REFERENCE			SIZE: C
MATERIAL:		DWG. NUMBER: 330CS1842XXBSN		REV: A	
STK NUMBER:	REF. NO.	SCALE: 0.071		WT:	SHEET 1 OF 1

REVISIONS					
REV	ECR	DESCRIPTION	DRAWN BY	DATE	APPROVED
A		DRAWING CREATED	AOS	5/24/24	

TITLE TO AND OWNERSHIP OF THIS ENGINEERING DATA REMAINS IN Mueller Co. ASSENT ON THE PART OF THE RECIPIENT TO THESE CONDITIONS IS PRESUMED.