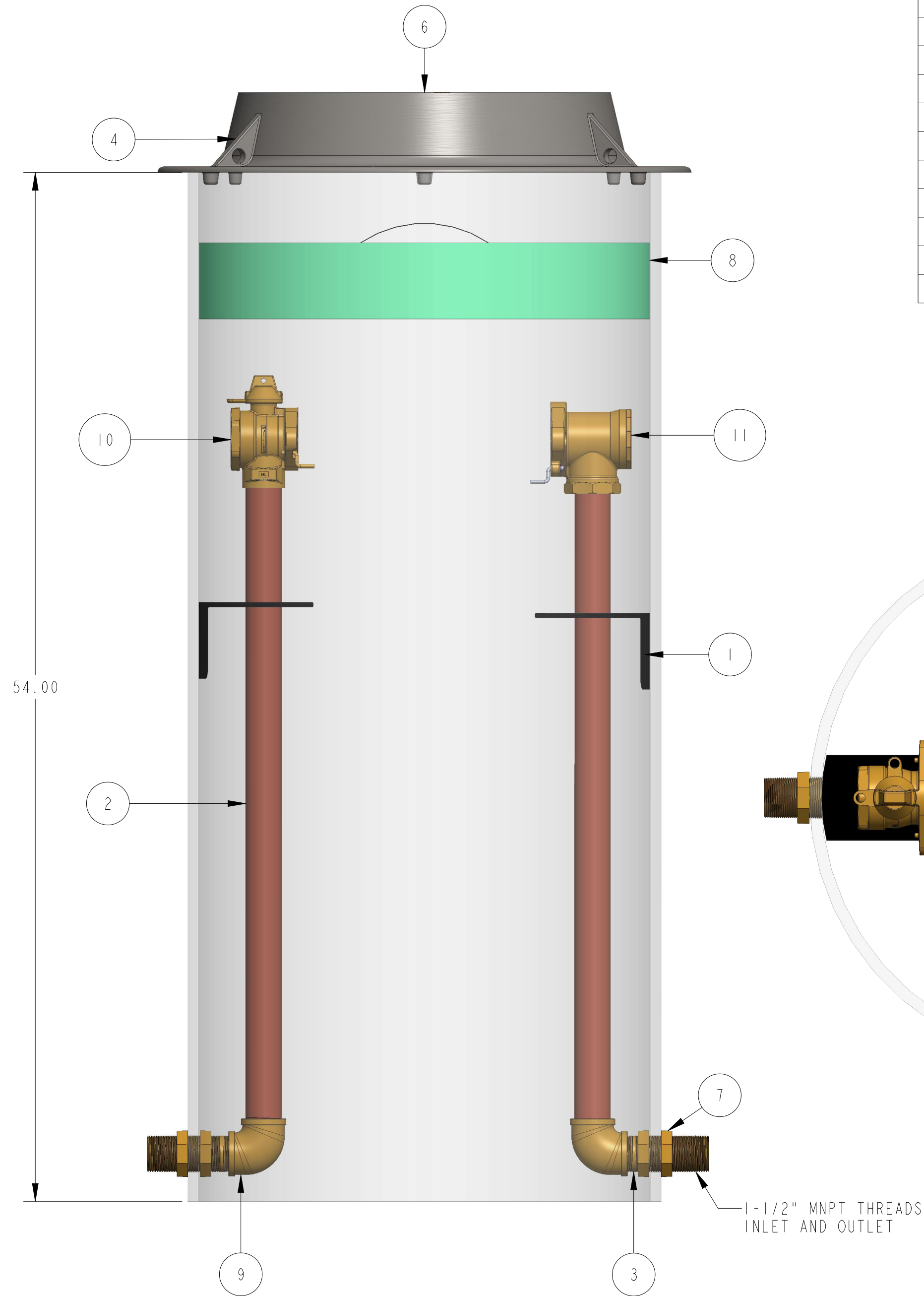




500VS2454FBBNN



ITEM NO	PART NUMBER	QTY	DESCRIPTION
1	547404	2	SUPPORT BRACKET
2	551939	2	1-1/2" PIPE PART 35" LONG
3	700027	2	1-1/2" NIPPLE
4	700098-1	1	CAST IRON FRAME (PURCHASED SEPARATELY)
5	780005-2454	1	SHELL SUB ASSEMBLY
6	780113	1	18" DIA CAST IRON LID W/ RECESSED TR (SOLD SEPARATELY)
7	790038	4	1-1/2" HEX NUT
8	790325	1	24" X 4" EZ INSULATING PAD (OPTIONAL)
9	094988E	2	1-1/2" 90 DEG ELBOW
10	500B2428601N	1	1-1/2" FULL PORT BALL VALVE
11	500HI4244N	1	1-1/2" DUAL CHECK VALVE



1-1/2" MNPT THREADS  
INLET AND OUTLET

Ⓑ  
CHANGED LAY LENGTH  
FROM 12-5/8" TO 12-1/4"  
11/04/22  
AOD

DR. BY	AOD	8/01/22	UNLESS OTHERWISE NOTED	THIRD ANGLE PROJECTION	C.B. NO.
CHKR			BREAK CAST CORNER(S)---		
ENGR			BREAK MACH CORNER(S)---	PURCH.	FINISH
MGR			TOLERANCES	REF. NO.	SCALE
MFG			UNLESS OTHERWISE NOTED	STR. NO.	
TOOL			LINEAR	ANGULAR	
FDRY			±	±	
MAT'L:		DESCR. 1-1/2" VAULT SINGLE METER PIT 24" DIA X 54" DEPTH LOW LEAD BRASS		NUMBER 500VS2454FBBNN	
<b>MUELLER</b>					