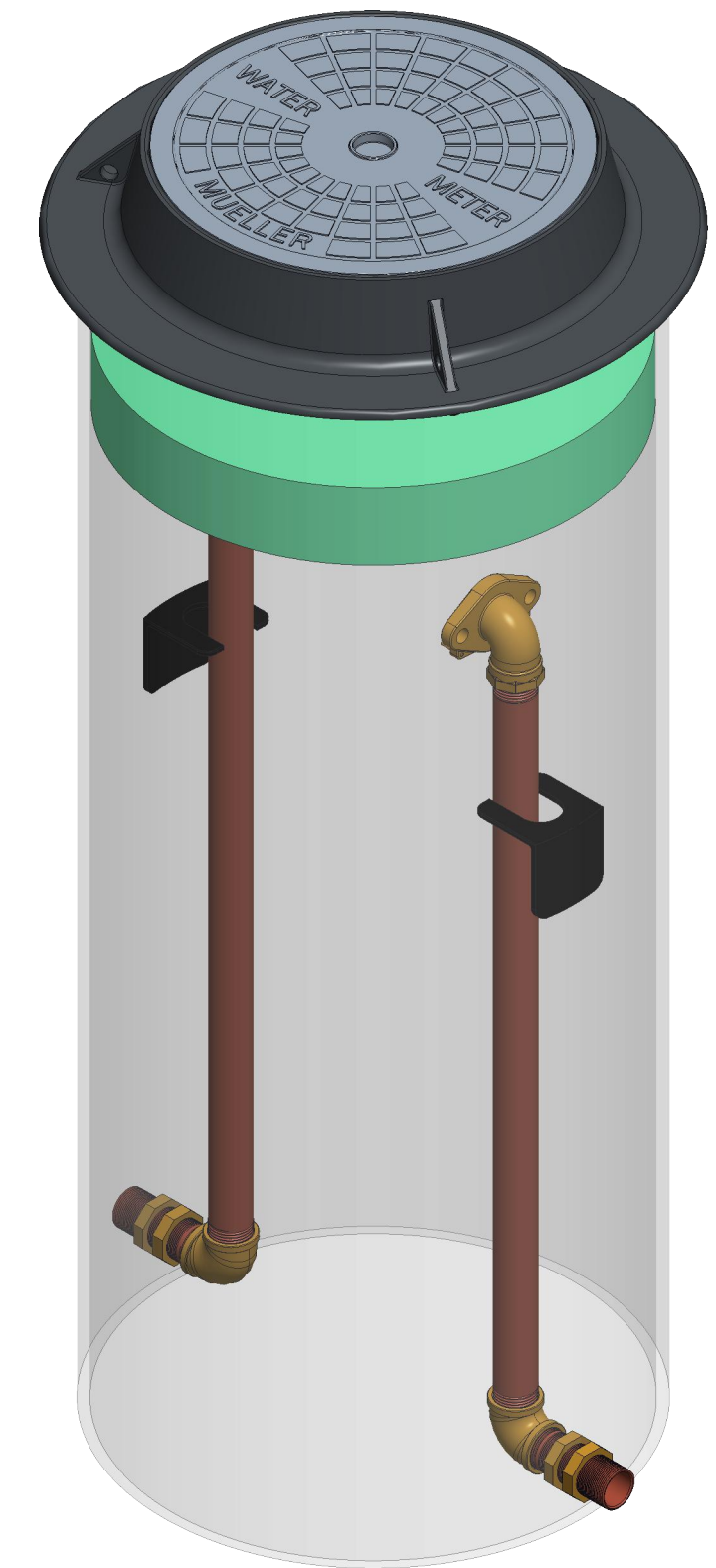

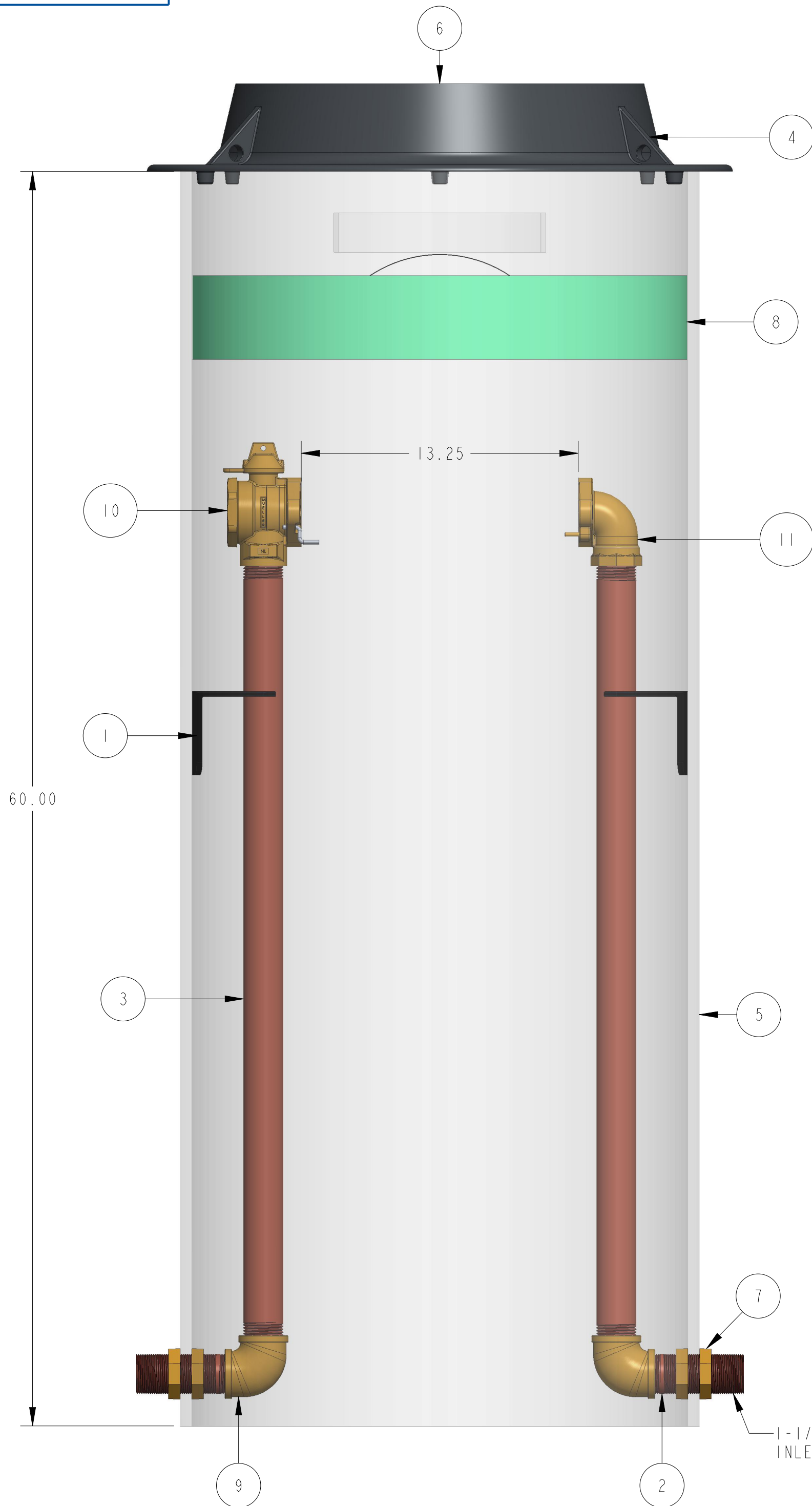


ITEM NO	PART NUMBER	QTY	DESCRIPTION	MATERIAL
1	547401	2	SUPPORT BRACKET	BLACK PLASTIC ABS
2	700027	2	1-1/2" NIPPLE	RED BRASS ASTM B43 ALLOY C23000 HARD TEMPER
3	700056	2	1-1/2" BRASS PIPE	RED BRASS ASTM B43 ALLOY C23000 HARD TEMPER
4	700098-1	1	CAST IRON FRAME (PURCHASED SEPARATELY)	CAST IRON ASTM A48 CLASS 25A
5	780005-2460	1	SHELL SUB ASSEMBLY	SDR-51 PVC PIPE ASTM D2241 GRADE 1120
6	790018	1	18" NON LOCKING FLAT LID (SOLD SEPERATELY)	CAST IRON
7	790038	4	1-1/2" HEX NUT	ASTM B16 ALLOY C36000
8	790325	1	24" X 4" EZ INSULATING PAD (OPTIONAL)	ETHAFOAM 220 WHITE OR POLYLAM 1.7 DENSITY WHITE
9	094988E	2	1-1/2" 90 DEG ELBOW	CAST BRONZE ASTM B584 ALLOY C89833
10	500B2428601N	1	1-1/2" FULL PORT BALL VALVE	LEAD FREE BRASS ALLOY ASTM B584 C89833/C87850
11	500HI4204N	1	1-1/2" METER COUPLING	LEAD FREE BRASS ALLOY ASTM B584 C89833/C87850



DR. BY	AOD	10/13/22	UNLESS OTHERWISE NOTED	THIRD ANGLE PROJECTION	C.B. NO.
CHKR			BREAK CAST CORNER(S)---		
ENGR			BREAK MACH CORNER(S)---	PURCH.	FINISH
MGR			TOLERANCES	REF. NO.	SCALE
MFG			UNLESS OTHERWISE NOTED	STR. NO.	PATT. NO.
TOOL			LINEAR	ANGULAR	
FDRY			±	±	
MAT'L:					
<b>MUELLER</b>			DESCR. 1-1/2" VAULT SINGLE METER PIT 24" DIA X 60" DEPTH LOW LEAD BRASS		NUMBER 500VS2460FABN