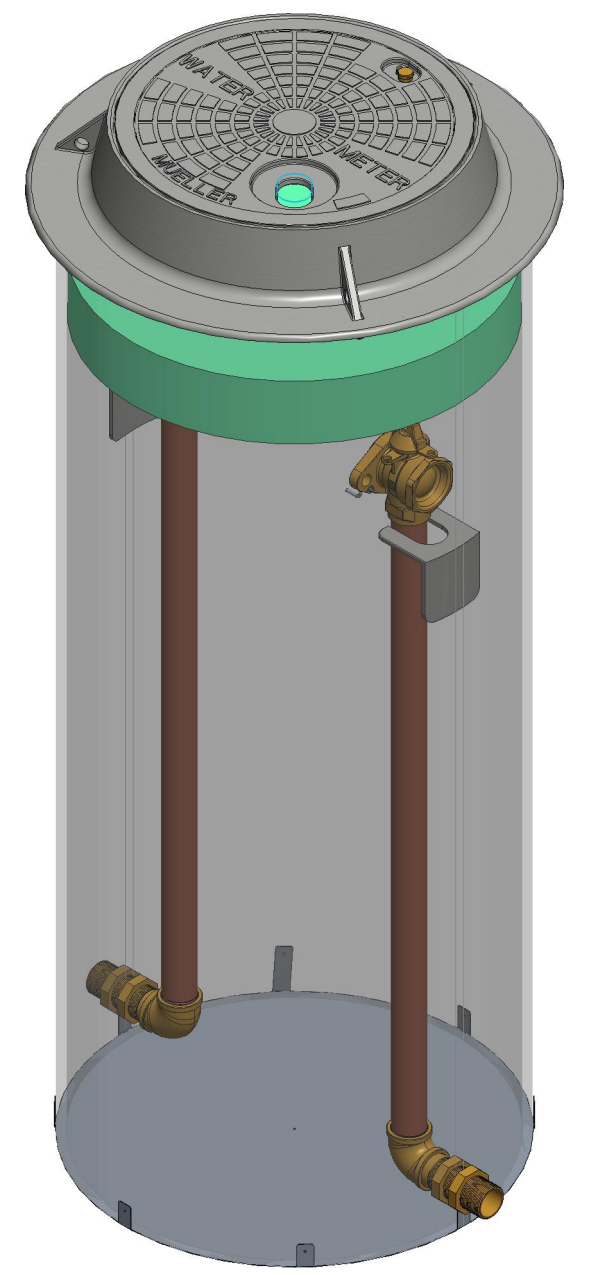
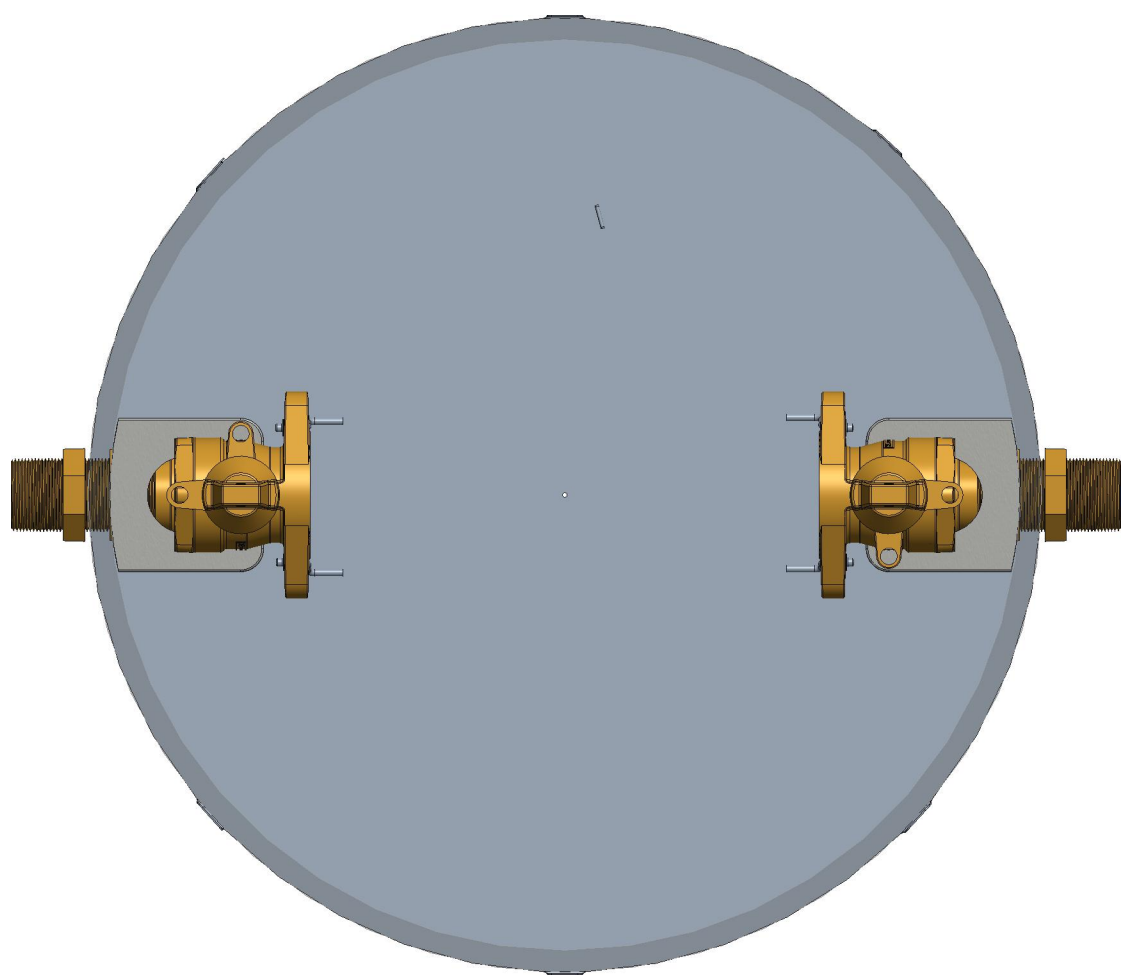
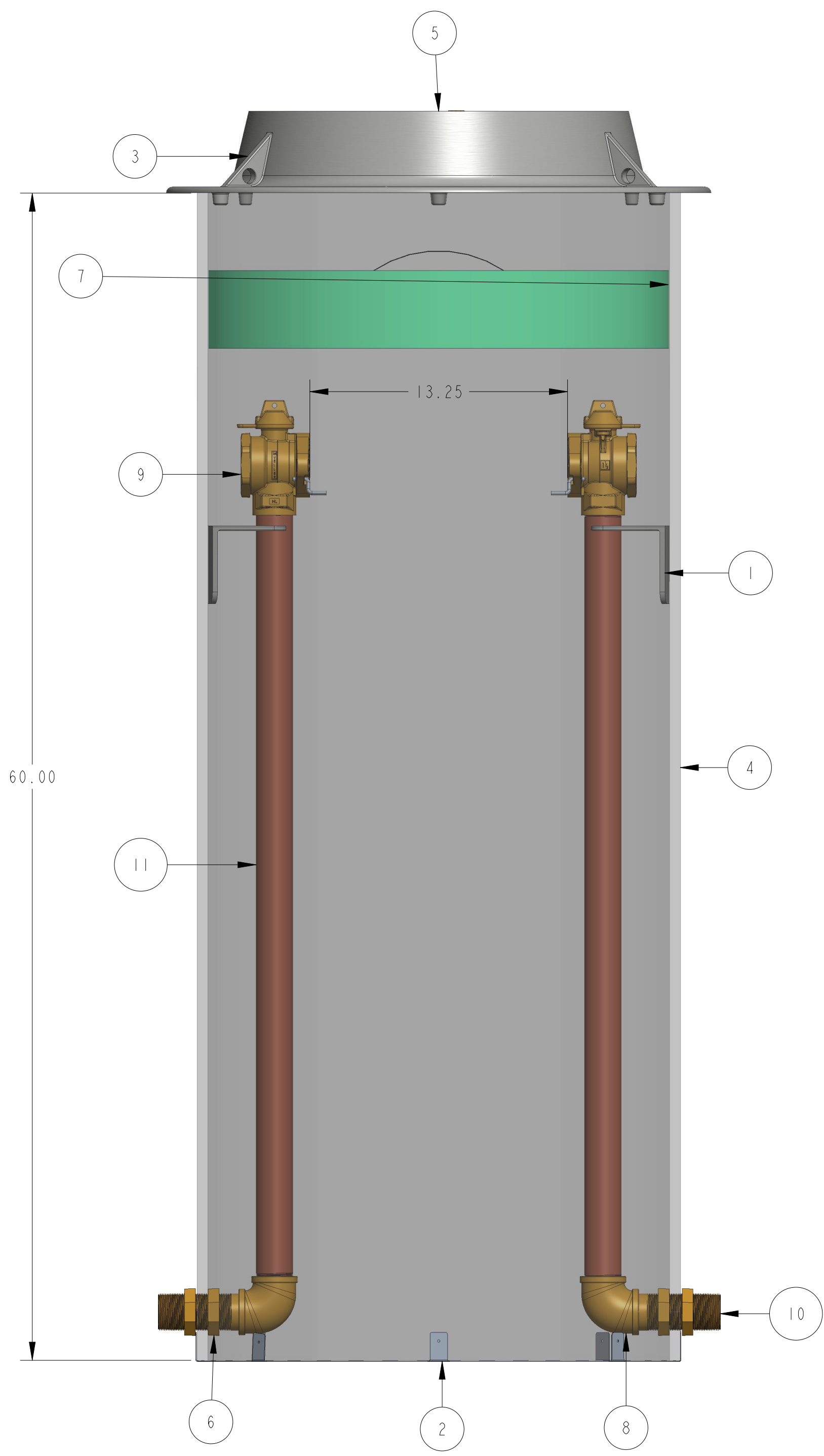


ITEM NO	PART NUMBER	QTY	DESCRIPTION	MATERIAL
1	547401	2	SUPPORT BRACKET	BLACK PLASTIC ABS
2	548209	1	21" SS BOTTOM W/ TABS	20 GAUGE STAINLESS STEEL
3	700098-1	1	CAST IRON FRAME (PURCHASED SEPARATELY)	CAST IRON ASTM A48 CLASS 25A
4	780005-2460	1	SHELL SUB ASSEMBLY	SDR-51 PVC PIPE ASTM D2241 GRADE 1120
5	780113	1	18" DIA CAST IRON LID W/ RECESSED TR (SOLD SEPARATELY)	CAST IRON ASTM A125 CLASS B AND CAST BRONZE ASTM B584/B62 ALLOY C84400/C83600
6	790038	4	1-1/2" HEX NUT	ASTM B16 ALLOY C36000
7	790325	1	24" X 4" EZ INSULATING PAD (OPTIONAL)	ETHAFOAM 220 WHITE OR POLYLAM 1.7 DENSITY WHITE
8	094988E	2	1-1/2" 90 DEG ELBOW	CAST BRONZE ASTM B584 ALLOY C89833
9	500B242860IN	2	1-1/2" FULL PORT BALL VALVE	LEAD FREE BRASS ALLOY ASTM B584 C89833/C87850
10	500BN0500V01	2	1-1/2" BULKHEAD NIPPLE	ASTM B43 SEAMLESS RED BRASS C23000 O61 TEMPER
11	500PP4050	2	1-1/2" PIPE PART	ASTM B43 BRASS ALLOY C23000 O61 TEMPER



REVISIONS					
REV	ECR	DESCRIPTION	DRAWN BY	DATE	APPROVED
A		DRAWING CREATED	AOS	2/03/25	

TITLE TO AND OWNERSHIP OF THIS ENGINEERING DATA REMAINS IN Mueller Co. ASSENT ON THE PART OF THE RECIPIENT TO THESE CONDITIONS IS PRESUMED.

INTERPRET THIS DRAWING IN ACCORDANCE WITH ASME Y14.5 2018		NAME	DATE	THIRD ANGLE PROJECTION	
UNLESS OTHERWISE SPECIFIED DIMENSIONS ARE IN INCHES. MACHINING TOLERANCES:		D.E. APPR.	AOS	Feb-03-25	
X ±1	±.015	M.E. APPR.			
.XX ±.005	±.005	Q.A. APPR.			
ANGULAR CORNER BREAK FINISH	±1° .015/.025 125 µin. RA	DO NOT SCALE DRAWING			TITLE:
MATERIAL:					SIZE
STK NUMBER:					SCALE: 0.063
REF. NO.					DWG. NUMBER
					REV
					WT:
					SHEET 1 OF 1

1-1/2" VAULT SINGLE METER PIT
24" DIA X 60" DEPTH
LEAD FREE BRASS

