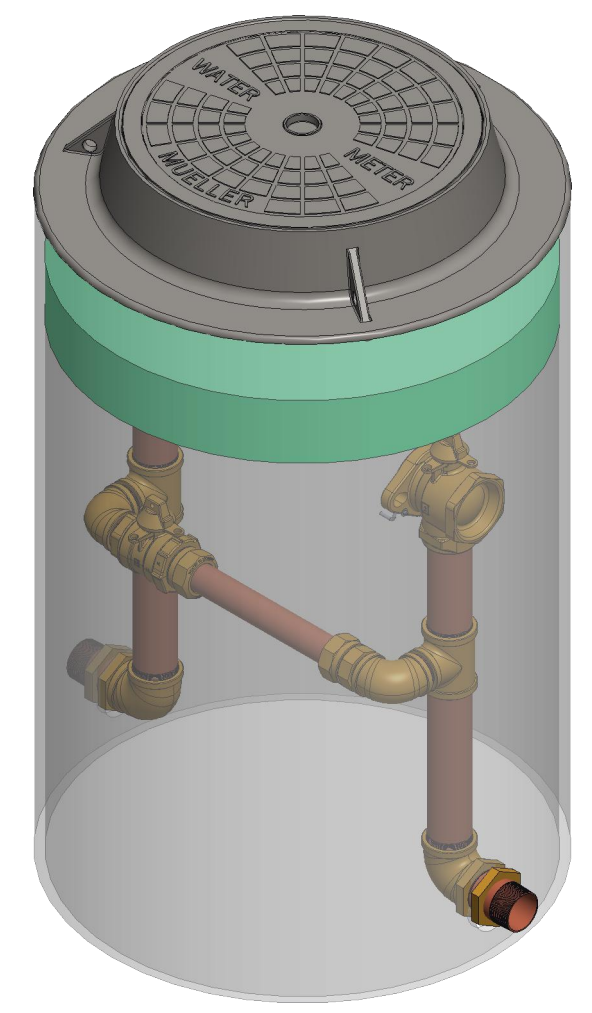
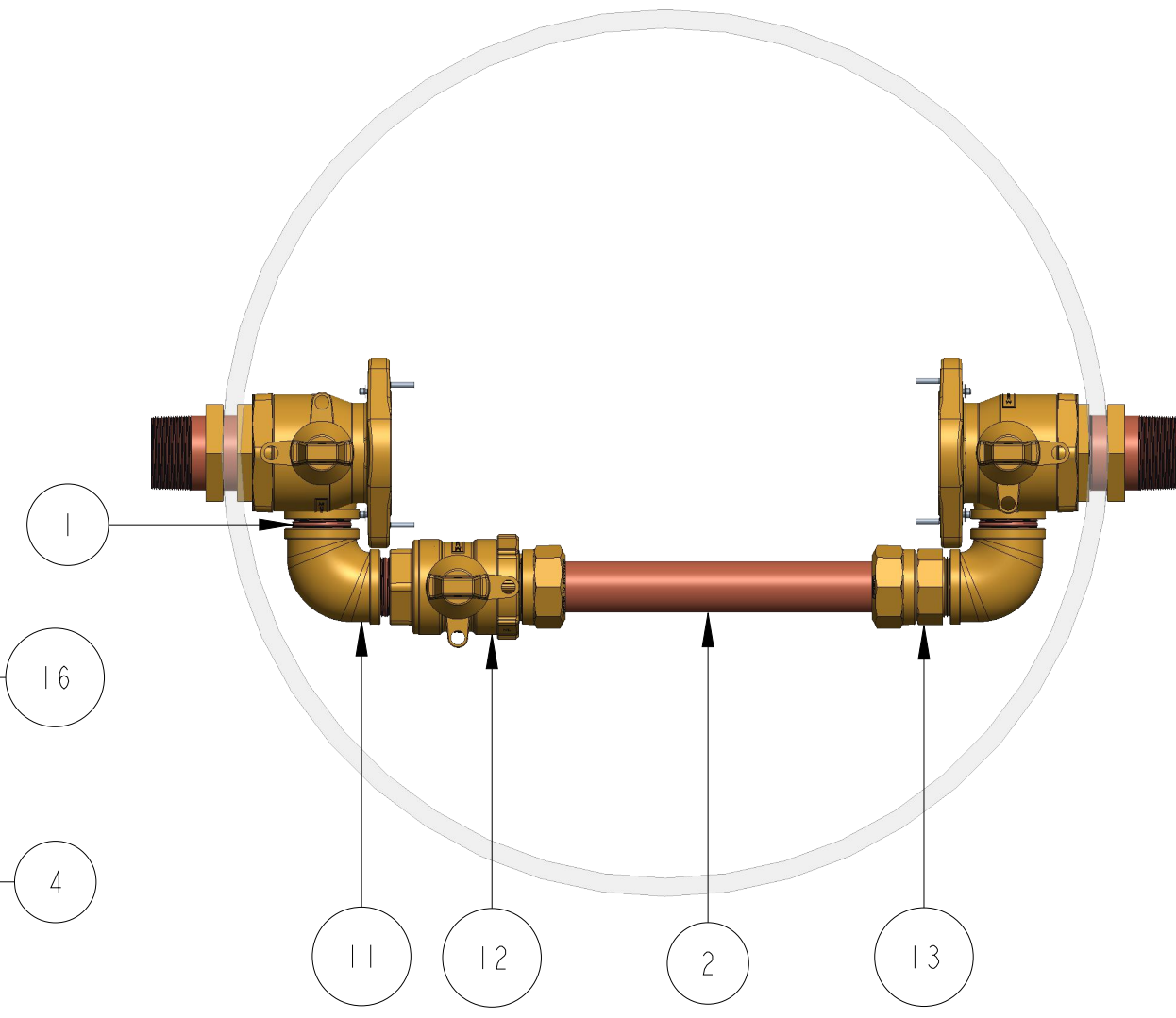
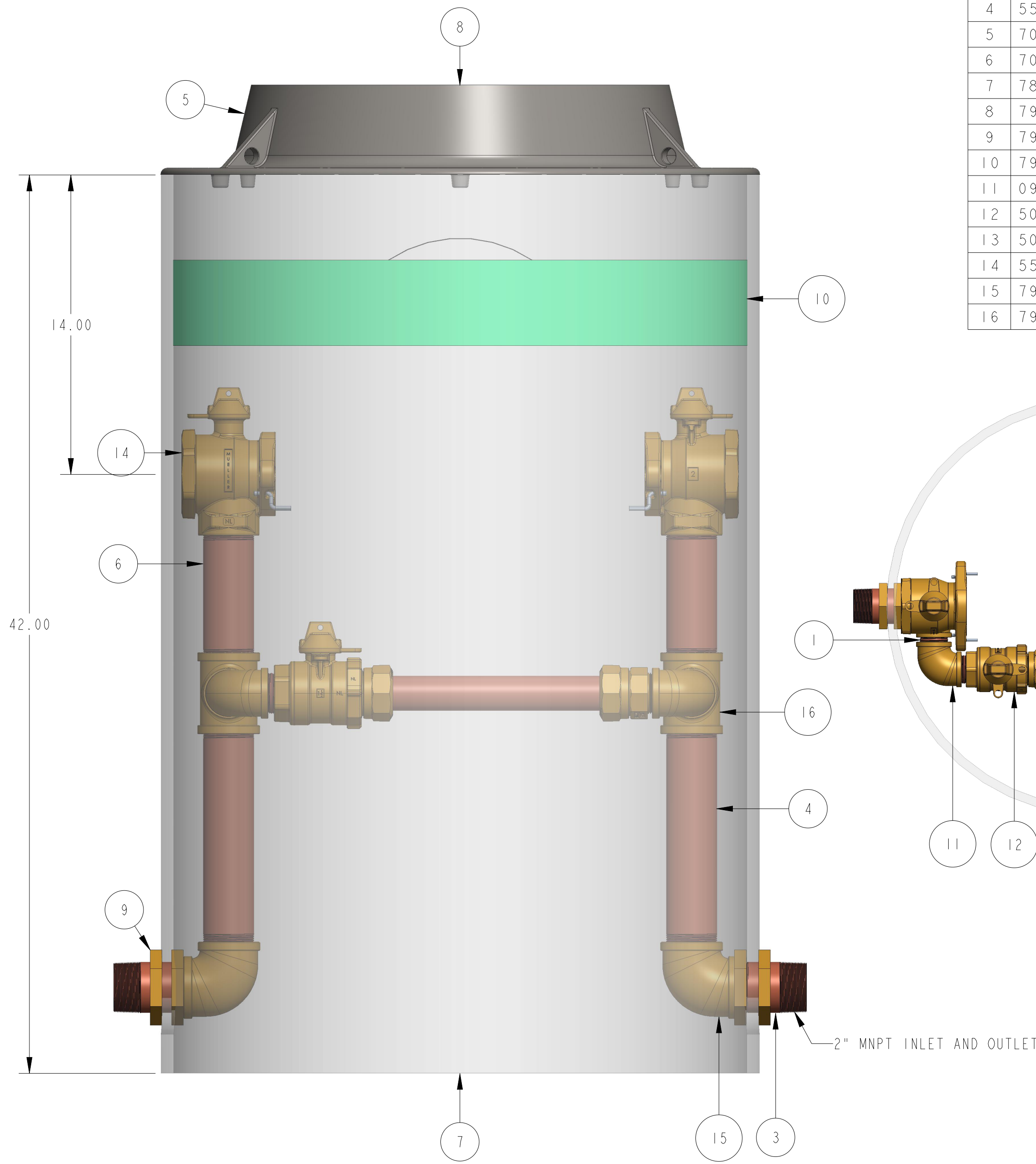


550VBH2742FFBNN

ITEM NO	PART NUMBER	QTY	DESCRIPTION
1	047141	3	1-1/2" CLOSED NIPPLE
2	530174	1	1-1/2" COPPER TUBING
3	548387	2	NIPPLE 2" X 4"
4	551145	2	THREADED PIPE 2" X 11-1/16"
5	700098-1	1	CAST IRON FRAME (PURCHASED SEPARATELY)
6	700291	2	THREADED PIPE 2" X 11-1/16"
7	780007-2742	1	27" DIA SHELL SUB ASSEMBLY
8	790018	1	18" NON LOCKING FLAT LID (SOLD SEPERATELY)
9	790043	4	2" HEX NUT
10	790058	1	27" X 4" INSULATION PAD (PURCHASED SEPARATELY)
11	094988E	2	1-1/2" 90 DEG ELBOW
12	500B25170N	1	1-1/2" INLINE BALL VALVE
13	500HI5428N	1	1-1/2" 110 COMP X MIP TAILPIECE
14	550B242860IN	2	2" FULL PORT BALL VALVE
15	790041E	2	ELBOW
16	790159E	2	2" FIP X 1-1/2" FIP TEE



B
REMOVED 550HI4204N
JBK 9/29/23

DR. BY	AOS	3/21/22	UNLESS OTHERWISE NOTED	THIRD ANGLE PROJECTION	C.B. NO.
CHKR			BREAK CAST CORNER(S)---		
ENGR			BREAK MACH CORNER(S)---	PURCH.	FINISH
MGR			TOLERANCES	REF. NO.	SCALE
MFG			UNLESS OTHERWISE NOTED	STR. NO.	
TOOL			LINEAR		
FDRY			±		
MAT'L:					
MUELLER			DESCR.	2" VAULT HIGH BYPASS 27" DIA X 42" DEPTH LOW LEAD BRASS	
			NUMBER	550VBH2742FFBNN	