



H-10357



H-10380




**H-10361
LID ONLY**




Base No. 6 — Round



Base No. 140 — Dome



Base No. 6 — Oval



Base No. 160 — Large Oval

H-10357: Screw Type (with No. 6 Round Base)
H-10380: Sliding Type (with No. 6 Round Base)
H-10361: Lid

Size	Extension in Inches	Weight in Pounds
AAA	17" Stationary	70
AA	26-30	90
A	33-42	105
B	36-48	110
C	45-54	115
CC	51-60	120
D	45-66	135
E	63-72	130
F	63-84	150
G	75-96	160

EXTENSION PIECES

H-10363 and H-10375 Extension Pieces shown on page 23-1 can be used with these Valve Boxes.

BASES

H-10357 and H-10380 Valve Boxes are regularly furnished with No. 6 Round Base. When so specified, either of these boxes can be furnished with any of the bases listed below. To determine the weight of the complete Valve Box, deduct the weight of the No. 6 Round Base and add the weight of the base specified. To determine the length of the Valve Box, deduct the height of the No. 6 Round Base and add the height of the base specified. The last column below also indicates the amount that the length will be changed by selecting a different base.

Example: H-10357 Size "B" with No. 4 Round Base

Weight = 110 lbs. - 36 lbs. + 25 lbs. = 99 lbs.

Minimum Length = 36" - 11" + 8" = 33"

Maximum Length = 48" - 11" + 8" = 45"

Description of Base	Maximum Valve Size	Inside Dimensions of Base	Weight in Pounds	Change in Length of Box
No. 6 Round	8"	14½" diam. 11" high	35	No change
No. 4 Round	6"	10⅞" diam. 8" high	25	Deduct 3"
No. 8 Round	12"	17¼" diam. 11" high	55	No change
No. 16 Round	16"	24" diam. 15" high	130	Add 4"
No. 6 Oval	8"	15"x11⅞"; 11" high	38	No change
No. 160 Oval	16"	21"x12½"; 9½" high	60	Deduct 1½"
No. 162 Oval	20"	25½"x16"; 10" high	75	Deduct 1"
No. 140 Dome	24"	15" diam. 5" high (17" square flange)	32	Deduct 6"

MINIMUM AND MAXIMUM TRENCH DEPTHS FOR H-10357 AND H-10380 VALVE BOXES

Valve Box Size	Size of Valve and Base Number									
	3" #4	4" #4	6" #4	8" #6	10" #8*	12" #8*	14" #160	16" #160	18" #162	20" #162
AAA	20	22	27	32	39	44	50	54	62	67
AA	29-33	31-35	26-40	41-45	48-52	53-57	59-63	63-67	71-75	76-80
A	36-45	38-47	43-52	48-57	55-64	60-69	66-75	70-79	78-87	83-92
B	39-51	41-53	46-58	51-63	58-70	63-75	69-81	73-85	81-93	86-98
C	48-55	50-59	55-64	60-69	67-76	72-81	78-87	82-91	90-99	95-104
CC	54-63	56-65	61-70	66-75	73-82	78-87	84-93	88-97	96-105	101-110
D	48-69	50-71	55-76	60-81	67-88	72-93	78-99	82-103	90-111	95-116
E	66-75	68-77	73-82	78-87	85-94	90-99	96-105	100-109	108-117	113-122
F	66-87	68-89	73-94	78-99	85-106	90-111	96-117	100-121	108-129	113-134
G	78-99	80-101	85-106	90-111	97-118	102-123	108-129	112-133	120-141	125-146
Trench to Box	6	8	13	15	22	27	34	38	45	50

*Also with #6 Base.

