


# MVB Composite Valve Box

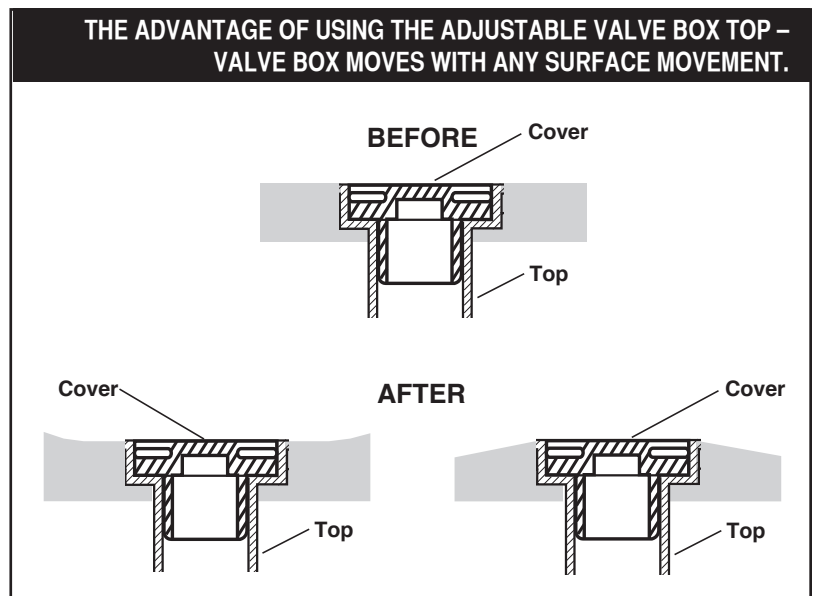
## & ACCESSORIES

### PRODUCT FEATURES

- Bevelled edge Ductile Iron Adjustable Top available in 2 sizes – 12” (305mm) and 27” (686mm).
- Tops are self-leveling and self-adjusting.
- Light weight – no special heavy equipment required to install.
- One piece – no joints eliminates mis-aligned boxes.
- Easily cuts to required length with ordinary hand tools.
- Impact-resistant, corrosion-proof polymer lower section.
- Adjustable Valve Box also available for use with standard 5 1/4” cast iron Valve Box.
- Guide Plate for centering bottom section of box on the valve also available (sold separately).

### THE ADVANTAGE OF USING THE ADJUSTABLE VALVE BOX TOP – VALVE BOX MOVES WITH ANY SURFACE MOVEMENT.



### PARTS LIST

| ID | PART NAME                                 | MATERIAL             |
|----|---|----------------------|
| 1  | T-Wrench* 2–7 Ft. (see Note 1)            | Cast Iron            |
| 2  | MVB Extension Stem* 2–12 Ft. (see Note 1) | Ductile Iron         |
| 3  | Beveled Adjustable Top                    | Ductile Iron         |
| 4  | MVB Bottom Section                        | Non-abrasive Polymer |
| 5  | Lid                                       | Cast Iron            |
| 6  | Cover                                     | Cast Iron            |
| 7  | MVB Guide Plate*                          | Ductile Iron         |

\*Sold separately.

**Note 1: Other sizes available on request.**

## DIMENSIONS – inches (mm)

| C          | D          | E           | ØF          | ØG      | ØH           | J           |
|------------|------------|-------------|-------------|---------|--------------|-------------|
| 3 1/2 (89) | 1 1/2 (38) | 6 5/8 (168) | 5 5/8 (140) | 5 (127) | 9 3/16 (233) | 9 3/4 (248) |

### A – Ductile Iron Adjustable® Top

| Part No.   | Length      | Wt.– Lbs (Kg) |
|------------|-------------|---------------|
| AJBV-4D    | 12" (305mm) | 22 (10)       |
| AJBV-4D-27 | 27" (686mm) | 33 (15)       |

### LID

| Part No.      | Wt.– Lbs (Kg) |
|---------------|---------------|
| AJBV-4C Water | 11.0 (5.0)    |

### MVB EXTENTION STEMS\* (sold separately)

| Part No. | Size/Description                                    |
|----------|---|
| 234079   | 2' Extension Stem w/2" Operating Nut and 2" Socket  |
| 234095   | 4' Extension Stem w/2" Operating Nut and 2" Socket  |
| 234117   | 6' Extension Stem w/2" Operating Nut and 2" Socket  |
| 234133   | 8' Extension Stem w/2" Operating Nut and 2" Socket  |
| 234168   | 10' Extension Stem w/2" Operating Nut and 2" Socket |
| 234184   | 12' Extension Stem w/2" Operating Nut and 2" Socket |

NOTE: Stem Should be 1' Shorter than Box

### T-WRENCH\* – with 2" Socket

| Part No.  | Description             | Wt.– Lbs (Kg) |
|-----------|-------------------------|---------------|
| 020A24610 | 2' T-Wrench w/2" Socket | 11 (5)        |
| 030A24610 | 3' T-Wrench w/2" Socket | 13 (6)        |
| 040A24610 | 4' T-Wrench w/2" Socket | 15 (7)        |
| 050A24610 | 5' T-Wrench w/2" Socket | 17 (8)        |
| 060A24610 | 6' T-Wrench w/2" Socket | 19 (9)        |
| 070A24610 | 7' T-Wrench w/2" Socket | 22 (10)       |

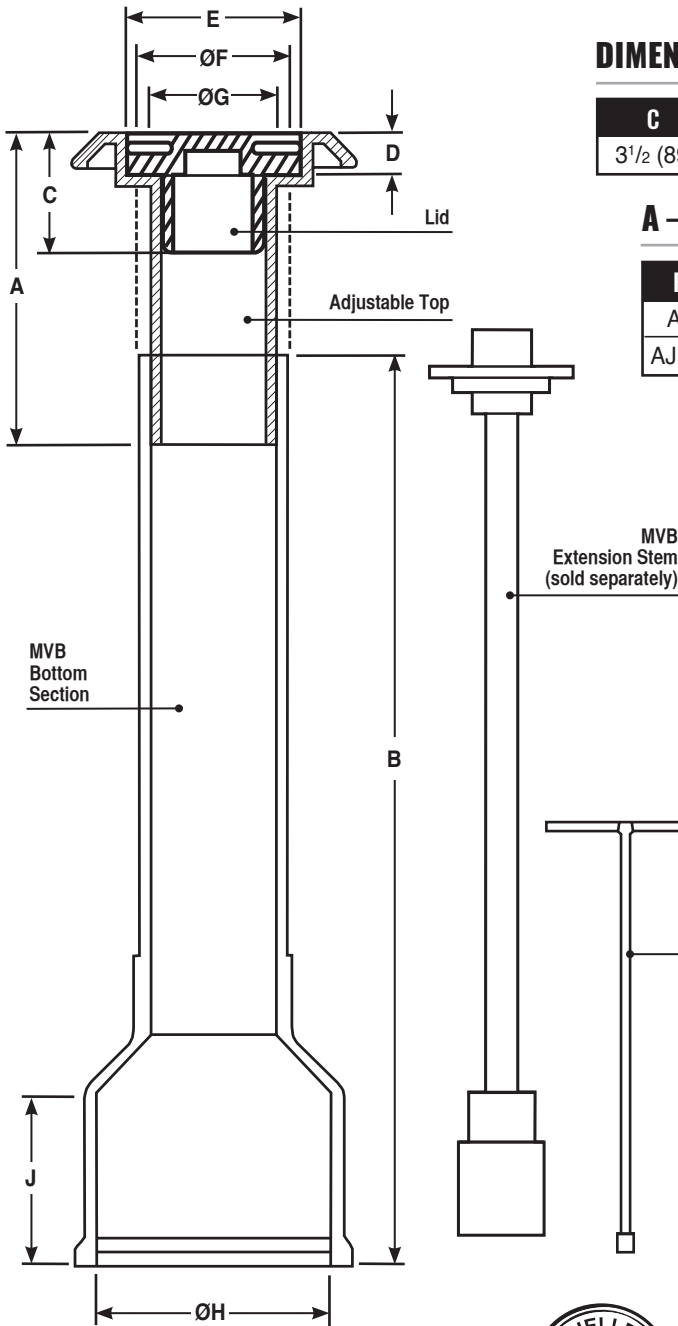
### COMPOSITE – with 12" Adjustable® Top

| Part No. | Length of B | Max. Extension | Wt.– Lbs (Kg) |
|----------|-------------|----------------|---------------|
| MVB030C  | 3' (0.91m)  | 3'6" (1.1m)    | 39.2 (17.8)   |
| MVB050C  | 5' (1.6m)   | 5'6" (1.7m)    | 41.8 (19.0)   |
| MVB070C  | 7' (2.2m)   | 7'6" (2.3m)    | 44.4 (20.2)   |
| MVB090C  | 9' (2.8m)   | 9'6" (2.9m)    | 47.0 (21.4)   |
| MVB110C  | 11' (3.3m)  | 11'6" (3.5m)   | 49.6 (22.6)   |
| MVB130C  | 13' (3.9m)  | 13'6" (4.1m)   | 52.2 (23.8)   |

### COMPOSITE – with 27" Adjustable® Top

| Part No.   | Length of B | Max. Extension | Wt.– Lbs (Kg) |
|------------|-------------|----------------|---------------|
| MVB030C-27 | 3' (0.91m)  | 4'6" (1.4m)    | 50.2 (22.8)   |
| MVB050C-27 | 5' (1.6m)   | 6'6" (1.9m)    | 52.8 (24.0)   |
| MVB070C-27 | 7' (2.2m)   | 8'6" (2.5m)    | 55.4 (25.2)   |
| MVB090C-27 | 9' (2.8m)   | 10'6" (3.2m)   | 58.1 (26.4)   |
| MVB110C-27 | 11' (3.3m)  | 12'6" (3.8m)   | 60.6 (27.6)   |
| MVB130C-27 | 13' (3.9m)  | 14'6" (4.4m)   | 63.2 (28.8)   |

\*Other lengths/sizes available on request.



### B\* – MVB Bottom Section

| Part No. | Length     | Wt.– Lbs (Kg) |
|----------|------------|---------------|
| MVB030   | 3' (0.91m) | 6.2 (2.8)     |
| MVB050   | 5' (1.6m)  | 8.8 (4.0)     |
| MVB070   | 7' (2.2m)  | 11.4 (5.2)    |
| MVB090   | 9' (2.8m)  | 14.0 (6.4)    |
| MVB110   | 11' (3.3m) | 16.6 (7.6)    |
| MVB130   | 13' (3.9m) | 19.2 (8.8)    |

### DIMENSIONS – MVB Guide Plate inches (mm)

| Part No. | ØK          | ØL         | Thickness   | Wt.– Lbs (Kg) |
|----------|-------------|------------|-------------|---------------|
| 147506P  | 1.95 (49.5) | 8.75 (222) | .375" (9.5) | 4.8 (2.18)    |

